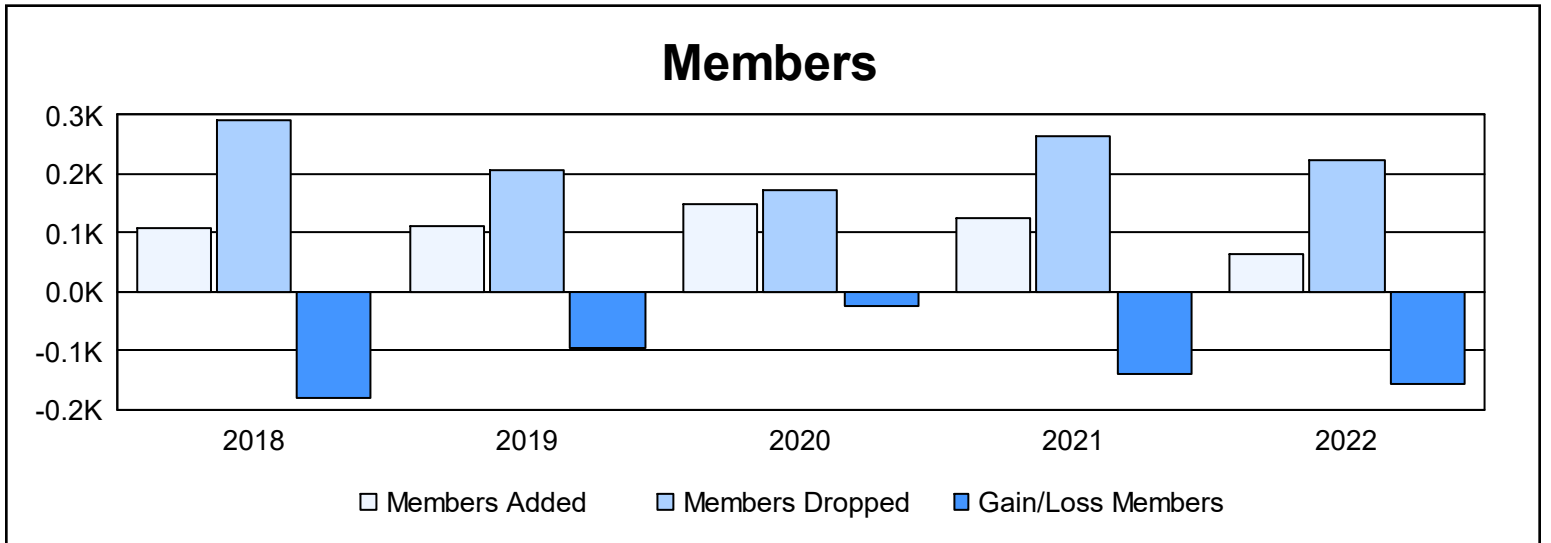
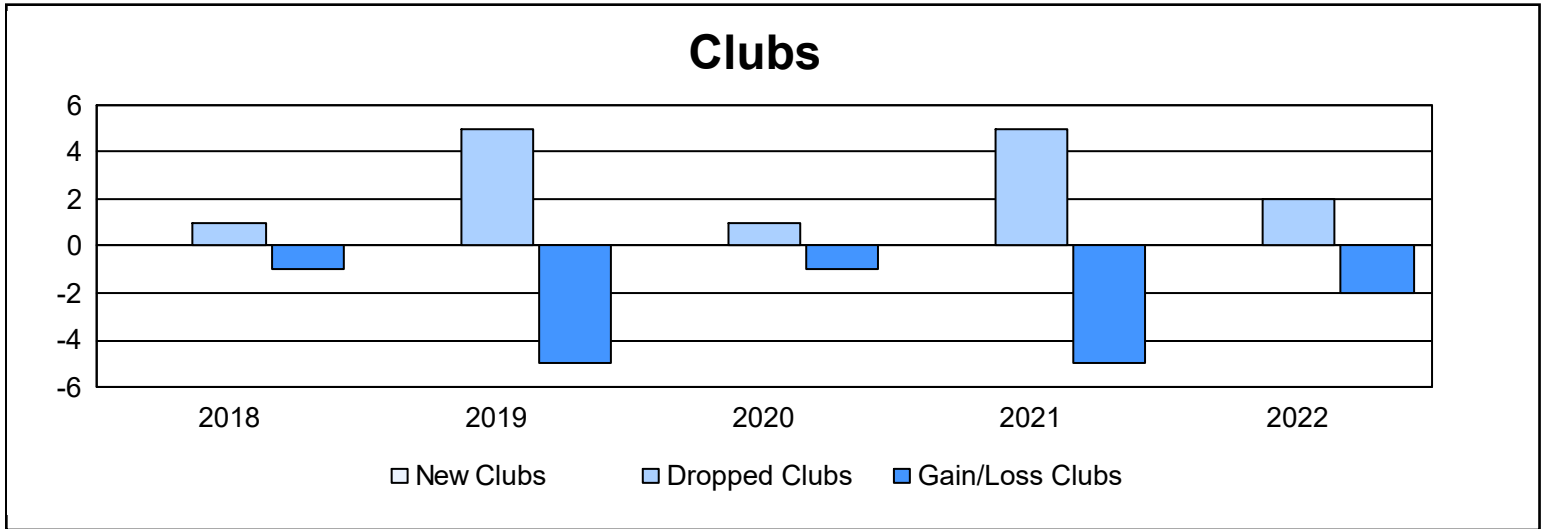
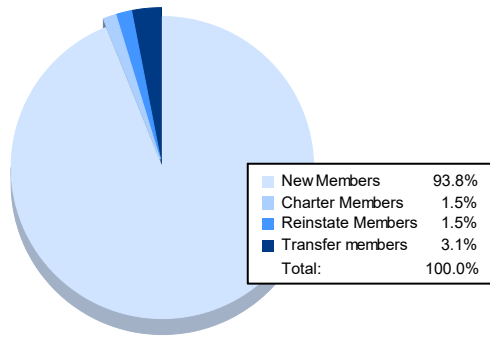


| Year | New Clubs | Dropped Clubs | Gain/ Loss Clubs | New Members | Charter Members | Reinstate Members | Transfer Members | Total Member Added | Total Members Dropped | Gain/ Loss Members |
|----------------|-----------|---------------|------------------|-------------|-----------------|-------------------|------------------|--------------------|-----------------------|--------------------|
| 2017-2018 | 0 | 1 | -1 | 101 | 2 | 1 | 5 | 109 | 290 | -181 |
| 2018-2019 | 0 | 5 | -5 | 98 | 2 | 2 | 9 | 111 | 206 | -95 |
| 2019-2020 | 0 | 1 | -1 | 113 | 2 | 1 | 32 | 148 | 172 | -24 |
| 2020-2021 | 0 | 5 | -5 | 55 | 13 | 1 | 56 | 125 | 263 | -138 |
| 2021-2022 | 0 | 2 | -2 | 61 | 1 | 1 | 2 | 65 | 222 | -157 |
| Average | 0 | 3 | -3 | 86 | 4 | 1 | 21 | 112 | 231 | -119 |



Membership Composition June 2022 Cumulative



Gender Composition June 2022 Cumulative

